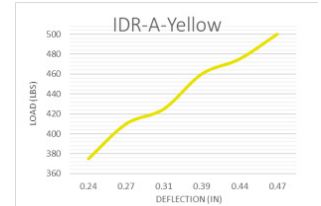
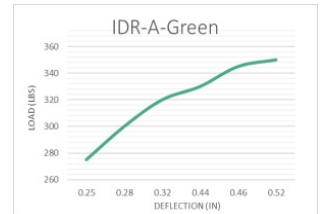
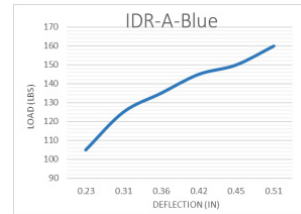
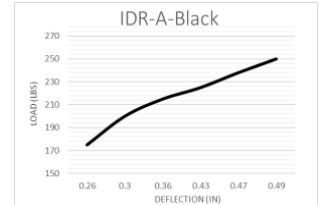
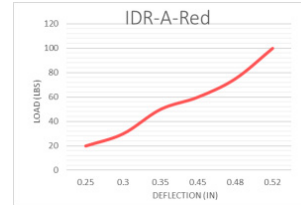


SPECIFICATIONS : ISDR-A ISOTECH RUBBER IN-SHEAR DOUBLE DEFLECTION FLOOR MOUNT

Model	Rated Load		Rated Deflection		Approx. WT.	
	lbf.	kN	in	mm	lbs.	kg
ISDR-A-RED	15 to 100	0.067 to 0.455	0.5	12.7	2.65	1.21
ISDR-A-BLUE	105 to 160	0.448 to 0.712	0.5	12.7	2.65	1.21
ISDR-A-BLACK	175 to 250	0.779 to 1.113	0.5	12.7	2.65	1.21
ISDR-A-GREEN	275 to 350	1.224 to 1.557	0.5	12.7	2.65	1.21
ISDR-A-YELLOW	375 to 500	1.699 to 2.225	0.5	12.7	2.65	1.21

Load-Deflection Graphs for IDR-A-XX Double Deflection Floor Mount

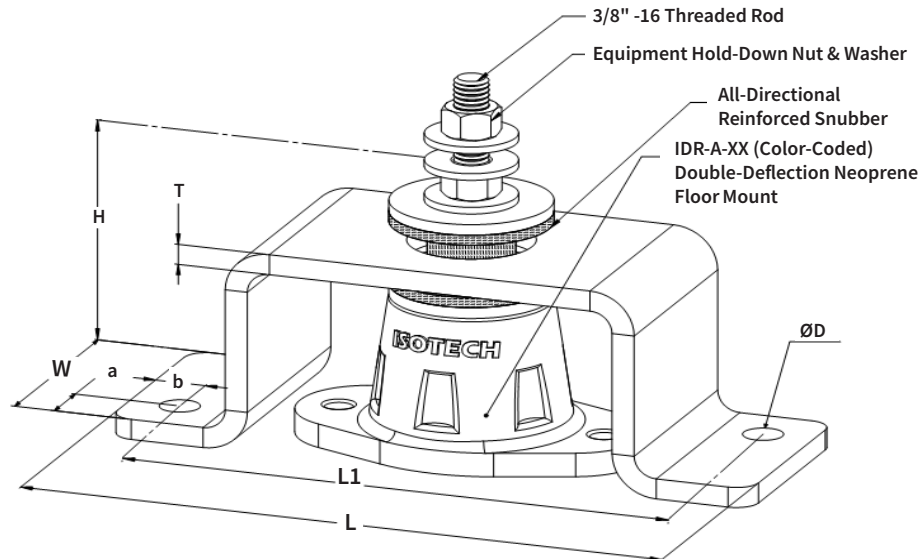
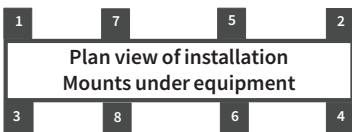


Dimension : ISDR-A ISOTECH RUBBER IN-SHEAR DOUBLE DEFLECTION FLOOR MOUNT

Model	L		W		H	
	in	mm	in	mm	in	mm
ISDR-A-XX	7 1/4	185	2 1/2	64	3 3/4	96
	T		a		b	
	1/4	7	5/8	16	3/16	15
	L1		L1		ØD	
	6 1/4	159	7/16		11	

ISOLATOR'S LOCATIONS

1:	5:
2:	6:
3:	7:
4:	8:



Notes:

- Housing and Threaded rod are made of high strength steel. ISDR housing is designed and manufactured to provide minimum resistance of 1.2g for lateral seismic load. Housing is powder-coated for corrosion resistance
- All directional snubber is made of reinforced neoprene and is designed to prevent metal to metal contact. ISDR-A-XX must be installed so that snubbing elements have 1/8" to 1/4" clearance with housing under operating condition
- ISDR-A-XX Double Deflection Neoprene Mount's Bottom and Top surfaces are ribbed to enhance isolation efficiency
- ISDR-A isolators include steel inserts embedded in neoprene for the full top and base areas

PROJECT INFORMATION		EQUIPMENT INFORMATION		Canada location	USA Location
Customer:		Type:		35 Siltan Road Woodbridge ON L4L 7Z8 CANADA T: 905-856-5001	3021 E Coronado St. Anaheim, CA.,92806 U.S.A T: 949-788-2930
Project:		Qty Required:			
Drawing No:		Operating Weight:			
Notes:				Tool free : 1-888-831-3311 www.isotechindustries.com	

