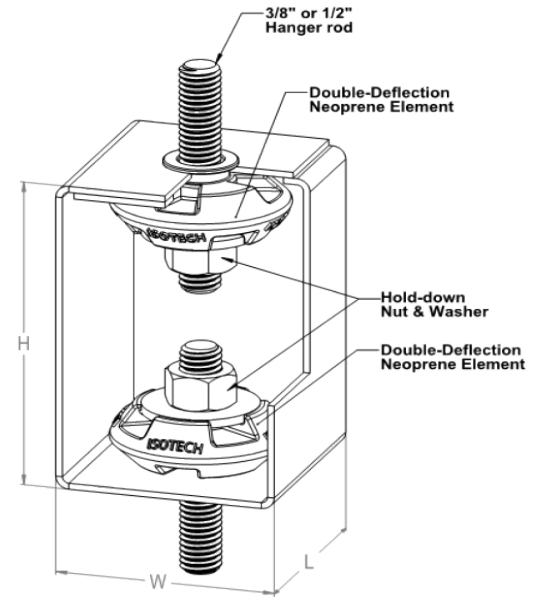


SPECIFICATIONS : IHND ISOTECH DOUBLE DEFLECTION ELASTOMER ISOLATOR - DOUBLE ELEMENT

Model	Rated Load		Rated Deflection	Element Color
	lbf.	kN		
IHND-RED	15 to 100	6.8 to 45.5	See graphs for details	RED
IHND-BLUE	105 to 250	48 to 113.5	See graphs for details	BLUE
IHND-BLACK	275 to 400	125 to 181.5	See graphs for details	BLACK
IHND-GREEN	405 to 500	183 to 227	See graphs for details	GREEN
IHND-YELLOW	510 to 600	231 to 272	See graphs for details	YELLOW



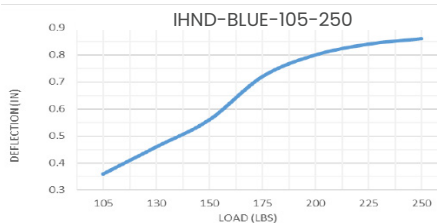
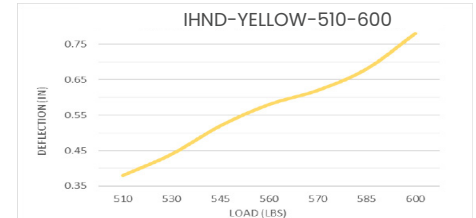
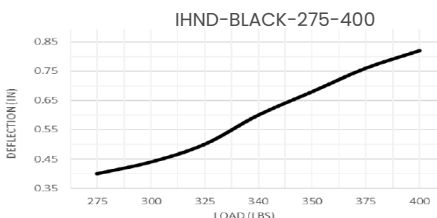
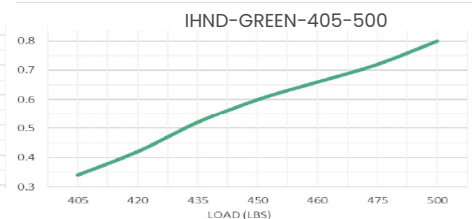
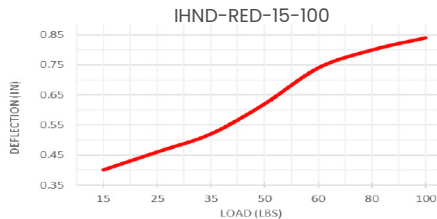
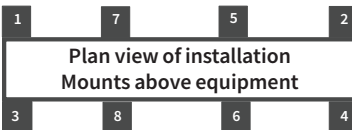
Model

Dimension : IHND-15-600

L		W		H		Approx. Wt.	
in	mm	in	mm	in	mm	Lbs.	Kg.
2 5/8	67	2 1/16	68	4 1/16	104	1	0.45

ISOLATOR'S LOCATIONS

1:	5:
2:	6:
3:	7:
4:	8:



PROJECT INFORMATION

Customer:	
Project:	
Drawing No:	
Notes:	

EQUIPMENT INFORMATION

Type:	
Qty Required:	
Operating Weight:	

Canada location

35 Silton Road
Woodbridge ON
L4L 7Z8 CANADA
T: 905-856-5001

USA Location

3021 E Coronado St.
Anaheim, CA.,92806
U.S.A
T: 949-788-2930

Tool free : 1-888-831-3311
www.isotechindustries.com

