

SPECIFICATIONS : ISOTECH EXPANSION JOINT COPPER PIPE WITH FEMALE SWEAT END

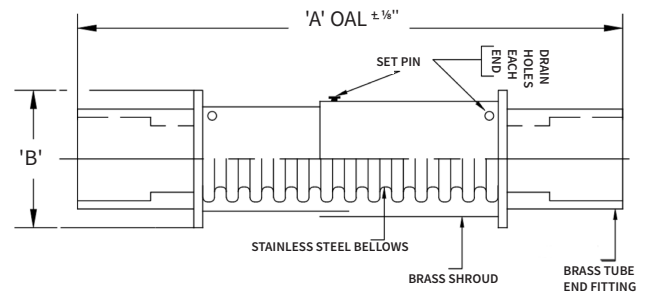
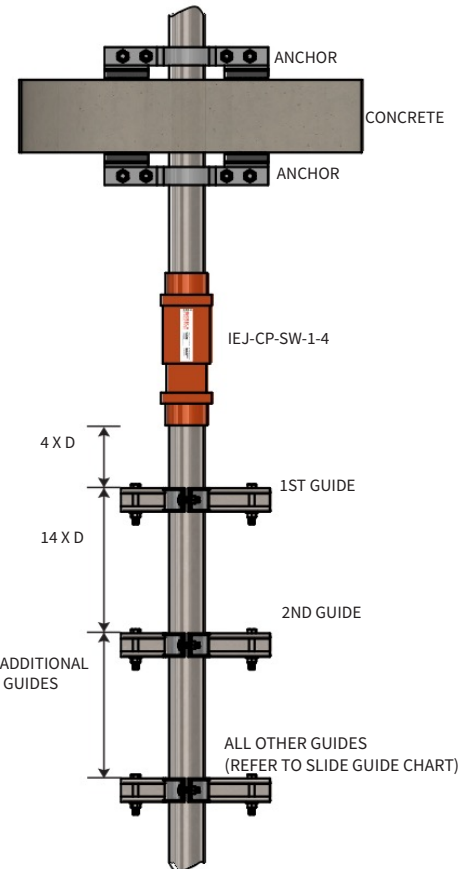
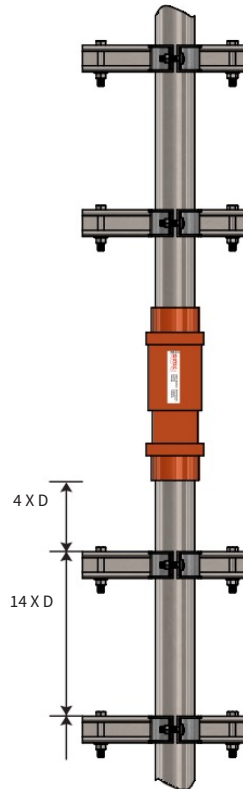
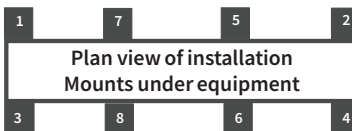
PART # OR SKU	DIA (In)	'A' OAL (In)	'B' WIDTH (SQ.) (In)	RATED STROKE		WEIGHT (LBS)	Press Rating (PSI)	QTY
				COMP. (In)	EXT. (In)			
IEJ-CP-SW-1	1	6 ½	2	1 ½	½	1 ½	300	
IEJ-CP-SW-1.25	1 ¼	6 ½	2	1 ½	½	1 ¾	300	
IEJ-CP-SW-1.5	1 ½	6 ½	2 ½	1 ½	½	2 ¾	300	
IEJ-CP-SW-2	2	10	3	1 ½	½	3 ½	300	
IEJ-CP-SW-2.5	2 ½	10 ¾	3 ½	1 ½	½	5	200	
IEJ-CP-SW-3	3	11 ½	4 ½	1 ½	½	6 ¼	200	
IEJ-CP-SW-4	4	13 ½	5 ½	1 ½	½	7	200	

MATERIALS OF CONSTRUCTION

SHROUD :	BRASS
BELLOWS :	STAINLESS STEEL
END FITTINGS :	COPPER / BRASS

ISOLATOR'S LOCATIONS

1:	5:
2:	6:
3:	7:
4:	8:



NOTE: END FITTINGS MAY BE 2 PIECE DESIGN USING COPPER

IMPORTANT NOTE:

- 1-EXPANSION COMPENSATOR'S ARE DESIGNED FOR A TOTAL OF 2" MOVEMENT; ACCOMMODATING 1-1/2" PIPE THERMAL EXPANSION AND 1/2" PIPE THERMAL CONTRACTION.
- 2- MUST USE LEAD FREE SOLDER TO SECURE EXPANSION JOINT TO COPPER PIPE ON BOTH ENDS

PROJECT INFORMATION		EQUIPMENT INFORMATION		Canada location	USA Location
Customer:		Type:		35 Siltan Road Woodbridge ON L4L 7Z8 CANADA T: 905-856-5001	3021 E Coronado St. Anaheim, CA.,92806 U.S.A T: 949-788-2930
Project:		Qty Required:			
Drawing No:		Operating Weight:			
Notes:				Tool free : 1-888-831-3311 www.isotechindustries.com	