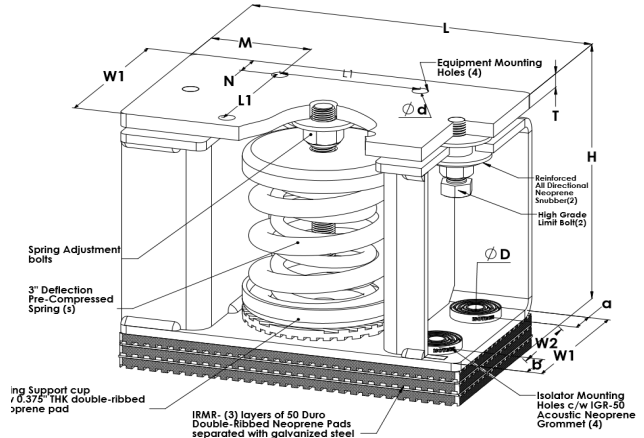
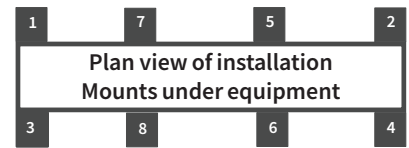


SPECIFICATIONS - 3" DEFLECTION RESTRAINED SPRING

Model	Rated Load		Rated Deflection		Spring Color		Approx. WT.	
	lb.	KN	in	mm	outer	inner	lb.	Kg
ICSN-3R3-100	100	0.445	3.0	76.2	YELLOW	---	46.50	21.1
ICSN-3R3-200	200	0.89	3.0	76.2	YELLOW	BROWN	47.00	21.32
ICSN-3R3-300	300	1.335	3.0	76.2	GREEN	---	46.90	21.28
ICSN-3R3-400	400	1.78	3.0	76.2	GREEN	BROWN	47.40	21.51
ICSN-3R3-500	500	2.225	3.0	76.2	BLUE	---	47.10	21.37
ICSN-3R3-600	600	2.669	3.0	76.2	BLUE	BROWN	47.50	21.55
ICSN-3R3-800	800	3.559	3.0	76.2	WHITE	---	47.00	21.32
ICSN-3R3-1000	1000	4.449	3.0	76.2	ORANGE	---	47.30	21.46
ICSN-3R3-1200	1200	5.338	3.0	76.2	ORANGE	BLACK	47.80	21.69
ICSN-3R3-1500	1500	6.673	3.0	76.2	BLACK	---	47.80	21.69
ICSN-3R3-1800	1800	8.007	3.0	76.2	ORANGE	GREY	48.00	21.78
ICSN-3R3-2000	2000	8.897	3.0	76.2	RED	---	47.50	21.55
ICSN-3R3-2300	2300	9.787	3.0	76.2	BLACK	GREY	48.10	21.82
ICSN-3R3-2500	2500	11.121	3.0	76.2	GREY	---	48.00	21.78
ICSN-3R3-2800	2800	12.455	3.0	76.2	BLACK	GREY	48.80	21.14
ICSN-3R3-3000	3000	13.345	3.0	76.2	BROWN	---	48.50	22
ICSN-3R3-3500	3500	15.569	3.0	76.2	BROWN	YELLOW	49.20	22.32
ICSN-3R3-3800	3800	16.904	3.0	76.2	BROWN	GREY	49.40	22.41
ICSN-3R3-4000	4000	17.793	3.0	76.2	BROWN	RED	49.62	22.51
ICSN-3R3-4500	4500	20.017	3.0	76.2	BROWN	BLUE	52.00	22.78



SPRING ADJUSTMENT BOLT
3/4"



Model					
ICSN-3R3-100-4500 WITH IRMR					
L	W1		H		
in	mm	in	mm	in	mm
11 1/2	293	6 5/16	167	9 3/4	248
T	W2		ø D		
in	mm	in	mm	in	mm
1/2	13	3 1/2	89	1/2	13
ø d	M		N		
in	mm	in	mm	in	mm
5/16	15	3 3/8	86	1 1/16	27
a	b		a		
in	mm	in	mm	in	mm
1 1/16	44	1 3/8	36	4 3/4	121

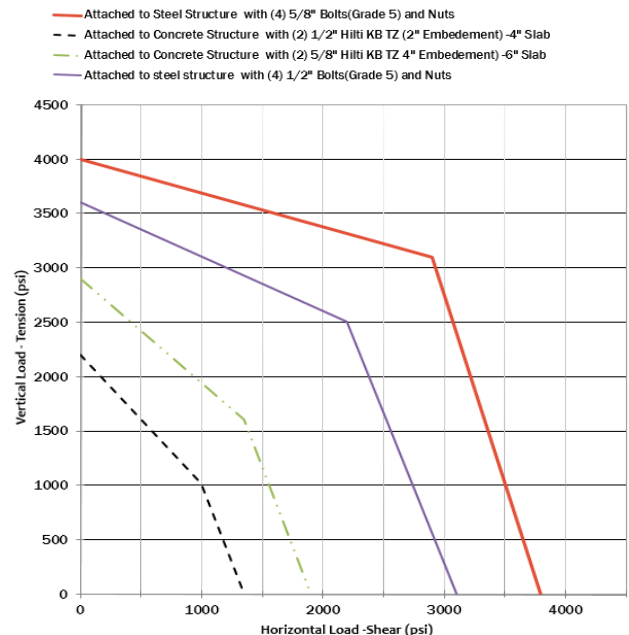
ISOLATOR'S LOCATIONS	
1:	5:
2:	6:
3:	7:
4:	8:

* Load Capacity Envelope: Concrete loads are based on 4000 psi reinforced concrete with minimum 6" edge distance and can be considered for nonseismic applications only.

Notes:

- ICSN-3R3-100-4500 isolators are all Pre-Compressed to allow the lowest overall installation height and to offer significant labor saving during installation
- All springs have additional travel to solid equal to 50% of the Rated Deflection with minimum Kx/Ky ratio of 1.0 - All Elements are safe at solid load
- Spring(s) are powder - coated to provide maximum corrosion resistance , and are color-coded for easy identification at site - see table above
- Hot-Dip Galvanized finish for Housing to offer maximum corrosion resistance for isolator - Hardware and Spring Compression Cup are zinc -electroplated
- ICSN-3R3-100-4500 isolators are designed to allow replacement of Neoprene grommet without disturbing equipment. Neoprene grommet are installed to prevent metal to metal contact
- 1/2" THK plate, with the same dimensions of isolator top plate, must be installed on top of isolator, when less than 80% of isolator's top plate is covered

ICSN-3-100-4500 LOAD CAPACITY ENVELOPE



PROJECT INFORMATION		EQUIPMENT INFORMATION	
Customer:		Type:	
Project:		Qty Required:	
Drawing No:		Operating Weight:	
Notes:			

Canada location USA Location
 35 Silton Road Woodbridge ON L4L 7Z8 CANADA T: 905-856-5001
 7700 Irvine Centre Drive Suite 800 Irvine, CA, 92618 U.S.A T: 949-788-2930
www.isotechindustries.com

