

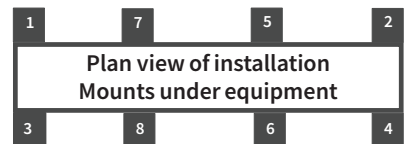
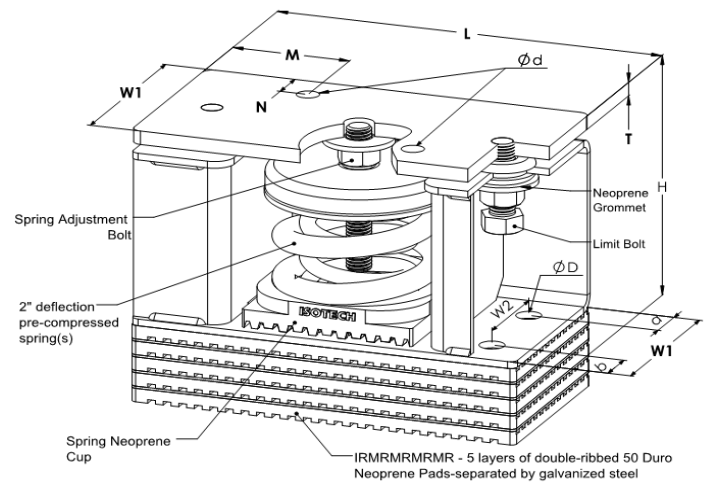
## SPECIFICATIONS - 2" DEFLECTION RESTRAINED SPRING

Model	Rated Load		Rated Deflection		Spring Color		Approx. WT.	
	lb.	KN	in	mm	outer	inner	lb.	Kg
ICSN-2R5-100	100	0.445	2.0	50.8	RED	---	17.50	7.94
ICSN-2R5-200	200	0.89	2.0	50.8	WHITE	---	17.60	7.99
ICSN-2R5-300	300	1.335	2.0	50.8	WHITE	GREY	17.80	8.08
ICSN-2R5-400	400	1.78	2.0	50.8	WHITE	ORANGE	17.90	8.12
ICSN-2R5-500	500	2.225	2.0	50.8	BROWN	---	18.40	8.17
ICSN-2R5-600	600	2.669	2.0	50.8	BROWN	GREY	18.10	8.22
ICSN-2R5-800	800	3.559	2.0	50.8	BLUE	---	18.30	8.31
ICSN-2R5-1000	1000	4.449	2.0	50.8	GREEN	---	18.40	8.35
ICSN-2R5-1200	1200	5.338	2.0	50.8	GREEN	ORANGE	19.00	8.62
ICSN-2R5-1500	1500	6.673	2.0	50.8	GREY	---	18.80	8.53
ICSN-2R5-1800	1800	8.007	2.0	50.8	GREY	YELLOW	19.30	8.76
ICSN-2R5-2000	2000	8.897	2.0	50.8	GREY	WHITE	18.90	8.58
ICSN-2R5-2300	2300	9.787	2.0	50.8	GREY	RED	19.50	8.85
ICSN-2R5-2500	2500	11.121	2.0	50.8	ORANGE	---	19.10	8.67
ICSN-2R5-2800	2800	12.455	2.0	50.8	ORANGE	YELLOW	19.90	9.03
ICSN-2R5-3000	3000	13.345	2.0	50.8	BLACK	---	19.50	8.85
ICSN-2R5-3500	3500	15.569	2.0	50.8	BLACK	WHITE	20.30	9.21
ICSN-2R5-3800	3800	16.904	2.0	50.8	BLACK	RED	20.70	9.39
ICSN-2R5-4000	4000	17.793	2.0	50.8	BLACK	BLUE	20.90	9.49
ICSN-2R5-4500	4500	20.017	2.0	50.8	BLACK	BROWN	30.20	13.7

Model							
ICSN-2-100-4500							
L		W1		H			
in	mm	in	mm	in	mm		
9 7/8	251	5 1/4	131	5 7/16	138		
T		W2		ø D			
in	mm	in	mm	in	mm		
3/8	10	2 1/2	64	3/8	16		
ø d		M		N			
in	mm	in	mm	in	mm		
3/16	15	3.0	77	1.0	26		
a		b		SPRING BOLT ADJUSTMENT			
in	mm	in	mm				
1 1/2	39	1.1	28	3/8"			

ISOLATOR'S LOCATIONS			
1:		5:	
2:		6:	
3:		7:	
4:		8:	

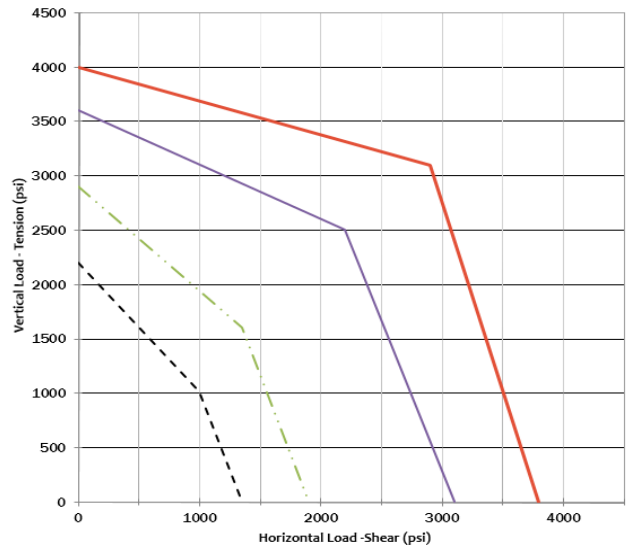
\* Load Capacity Envelope: Concrete loads are based on 4000 psi reinforced concrete with minimum 6" edge distance and can be considered for nonseismic applications only.



### Notes:

- ICSN-2R5-100-4500 isolators are all Pre-Compressed to allow the lowest overall installation height and to offer significant labor saving during installation
- All springs have additional travel to solid equal to 50% of the Rated Deflection with minimum Kx/Ky ratio of 1.0 - All Elements are safe at solid load
- Spring(s) are powder - coated to provide maximum corrosion resistance, and are color-coded for easy identification at site - see table above
- Hot-Dip Galvanized finish for Housing to offer maximum corrosion resistance for isolator - Hardware and Spring Compression Cup are zinc - electroplated
- ICSN-2R5-100-4500 isolators are designed to allow replacement of Neoprene grommet without disturbing equipment. Neoprene grommet are installed to prevent metal to metal contact
- 3/8" THK plate, with the same dimensions of isolator top plate, must be installed on top of isolator, when less than 80% of isolator's top plate is covered

- ICSN-2R5-100-4500
- Attached to Steel Structure with (4) 5/8" Bolts(Grade 5) and Nuts
  - - Attached to Concrete Structure with (2) 1/2" Hilti KB TZ (2" Embedment) -4" Slab
  - - Attached to Concrete Structure with (2) 5/8" Hilti KB TZ 4" Embedment -6" Slab
  - Attached to steel structure with (4) 1/2" Bolts(Grade 5) and Nuts



PROJECT INFORMATION		EQUIPMENT INFORMATION	
Customer:		Type:	
Project:		Qty Required:	
Drawing No:		Operating Weight:	
Notes:			

Canada location  
35 Siltou Road  
Woodbridge ON  
L4L 7Z8 CANADA  
T: 905-856-5001  
[www.isotechindustries.com](http://www.isotechindustries.com)

USA Location  
7700 Irvine Centre Drive  
Suite 800  
Irvine, CA, 92618 U.S.A  
T: 949-788-2930

